

# ePals Projects and Activities



Tutorial # 13

In this tutorial, we will show you how to find great collaborative projects and activities on the ePals site.

Maps -  
Why in the world do we need different maps?



In this tutorial, we will show you how to find great collaborative projects and activities on the ePals site.

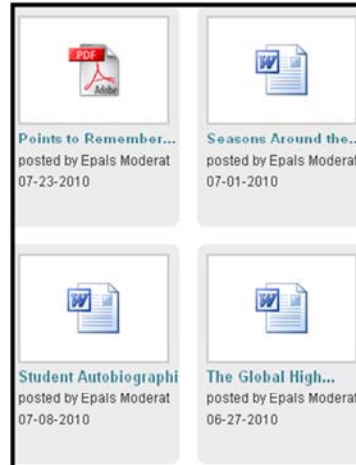
# Goals of this Tutorial



Learning Objective: To introduce projects and activities on the ePals site

## The goals of this tutorial are:

- To introduce you to the ePals Project and Activities Directory
- To expand your ideas about where to find projects to join





The goals of this tutorial are: (1) introduce you to the ePals Projects and Activities Directory; and (2)



# Projects and Activities Directory



Learning Objective: To understand projects and activities available on ePals



## Projects and Activities Index

- Quick Classroom Activities
  - Email Netiquette
  - Email vocabulary
  - Writing prompts
- ePals/National Geographic Projects
- Member-Created Projects
  - ePals Ambassador Projects
  - Teacher Spotlight Projects

  
**Best Practices for...**  
posted by ePals Adminis  
04-12-2010  


  
**Email Vocabulary**  
posted by ePals Adminis  
04-12-2010  


  
**Email Netiquette**  
posted by ePals Adminis  
04-12-2010  



  
**Student use survey**  
posted by ePals Adminis  
04-12-2010  


If you are eager to find a collaborative partner, but not exactly sure what you'd like to do, this is a good place to start.

As a global community, ePals is a perfect place to find great projects and share your own. ePals Projects and Activities Directory (ePAD) contains an amazing number of great projects and classroom activities— some developed by ePals staff, and others developed by ePals members. For clarification, we define an activity as a quick classroom project. It can be done with just your students or as part of a larger collaboration. It is generally completed within one day. Examples of activities include morning warm ups, writing prompts, and commentary on short video segments. Projects are defined as larger classroom tasks, which might extend over several days or even months. All projects can be done collaboratively, although many can be easily adapted to do within your own classroom. Projects in our Directory include

**ePals/National Geographic Projects** -- email-based collaborative projects with digital content from National Geographic.

**Member Projects** – submitted by members of ePals Global Community. Some of these projects are **ePals Ambassador Projects**, chosen by a panel of international judges as the exceptional projects that integrate collaboration, global awareness and digital skills. Others are **Teacher Spotlight Projects**, projects chosen by ePals Education Team as exemplary projects that can be readily duplicated by members of the Global Community.



# Quick Classroom Activities






Learning Objective: To introduce Quick Classroom Activities on the ePals site

## Quick Classroom Activities

- Fiction Character Email Exchange
- Hello Family Email Activity
- Hello Friends Email Exchange
- Tall Tale Pass It On!
- Think, Pair, Share Email Activity
- What Am I? Email Activity
- Family History Email Exchange
- Classroom Newsletter
- I Am Poem
- Daily Writing Share Student Opinion
- Writing for a Purpose - Analyze Films, Books, Current Events
- Take a Tour of Our Town

### Classroom Activities

Click a Picture to Choose an Activity

#### Poetry: I Am

This is a great activity to start off the semester. Have your students introduce themselves to the class (and later to an ePal) by creating an "I Am..." poem and piece of artwork that he or she can upload to your media gallery.

Using the template below, along with class and text-generated vocabulary, have students create their own "I Am..." poem. The poem will tell who they are; the accompanying piece of artwork (maybe a collage, or a drawing) should show who they are. Both items can be easily uploaded into the media gallery for sharing. If you collaborate with another classroom in the Home Community, encourage your students to share their "I Am" poems as a way to introduce themselves to their new collaborative partners.

**I AM--Template (adapted from Read, Write Think lesson)**

**FIRST STANZA**

I am (two special characteristics you have)  
 I wonder (something you are actually curious about)  
 I hear (an imaginary sound)  
 I see (an imaginary sight)  
 I want (an actual desire)  
 I am (the first line of the poem repeated)

**SECOND STANZA**

I pretend (something you actually pretend to do)  
 I feel (a feeling about something imaginary)  
 I touch (an imaginary touch)  
 I worry (something that really bothers you)  
 I cry (something that makes you very sad)  
 I am (the first line of the poem repeated)

Quick classroom activities are found in the **Skillbuilder Library** under the **Teacher** tab.

These quick classroom activities can be used for a variety of purposes: teaching your students email etiquette, building classroom community, and embedding NETS standards into your daily curriculum. We hope that these activities will spark your creativity, and that you will submit your own ideas for morning warm ups, writing prompts, and other activities to engage your classroom.

These activities include:

Fiction Character Email Exchange

Hello Family Email Activity

Hello Friends Email Exchange

Tall Tale Pass It On!

Think, Pair, Share Email Activity

What Am I? Email Activity

Family History Email Exchange

Classroom Newsletter

I Am Poem

Daily Writing Share Student Opinion

Writing for a Purpose - Analyze Films, Books, Current Events

Take a Tour of Our Town

# Teacher Testimonial



Calvin Rains, Gapyeong, South Korea

*We would like to extend a special note of thanks to ePals for making this project possible. All of the teachers who participated in Alien Adventure 2009 learned of our project by way of invitations posted on their web site. ePals' outstanding services of connecting classrooms from around the world, extensive collection of educational resources and project examples were invaluable.*

Calvin Raines, Alien Adventures 2009  
Gapyeong, Korea



Calvin Rains - Korea, South - 🇰🇷

from: Majang School | Posted On: August 24, 2010 | Member Since: September 20, 2009

## Project Description

We are a group of Korean elementary school students in grades 4-6. We are beginner-level English learners in an enrichment class. We started Alien Adventure 2009, a global project, last year with the assistance of a friendly class in Michigan. Participants included students from the USA, Canada, Nigeria, Colombia, Japan, Italy, and a couple other countries. This year's focus for Alien Adventure 2010 is on global warming and the sharing of information about our cultures. We welcome your participation! Please contact us at ePals and please include a non-ePals email account and we will reply promptly. (The reason why we also a non-Epals email account is because we will be sending some fairly large attachments cannot be handled via the ePals account alone.) Be sure to look at the very helpful global warming information here at ePals! It is fabulous!


"We would like to extend a special note of thanks to ePals for making this project possible. All of the teachers who participated in Alien Adventure 2009 learned of our project by way of invitations posted on their web site. ePals' outstanding services of connecting classrooms from around the world, extensive collection of educational resources and project examples were invaluable."

Calvin Raines

Alien Adventures 2009

Korea

## ePals/National Geographic Projects




---

Learning Objective: To introduce ePals/National Geographic projects on the ePals site

### ePals/National Geographic Projects

- Digital Storytelling
- The Way We Are
- Global Warming
- Habitats
- Maps
- Natural Disasters
- Water
- Weather

#### The Way We Are: An Introduction to ePals



Photograph by GORDON WILTSIE

Photo from NATIONAL GEOGRAPHIC™

ePals/National Geographic projects are standards-based collaborative projects with digital content from National Geographic. They are based upon a classroom email exchange and include a detailed lesson plan, project calendar, essential questions and objectives. Moreover, for each project, there is a Project Forum, for teachers to find collaborative partners and a Student Forum for students to post questions and findings related to the projects.

These classroom-proven projects include Digital Storytelling, The Way We Are (cultural exchange) and science-oriented projects: Global Warming, Habitats, Maps, Natural Disasters, Water and Weather.

Teachers of all grade levels and subject areas often start with The Way We Are (TWWA) as an introduction to working with a partner halfway around the globe!

# Member Projects



Learning Objective: To introduce member projects on the ePals site

## Member Projects

- ePals Ambassador Projects
- Teacher Spotlight Projects
  - ✓ Classroom-tested
  - ✓ Student work samples provided
  - ✓ Handouts, rubrics provided
  - ✓ Ready to try in your classroom



These projects have been submitted by members of the ePals Global Community. They have been implemented in a classroom setting. Many include samples of student work, affiliated handouts and rubrics, and comments from the teacher who created the project. In addition, many of the projects are multi-year, ongoing projects, which add new members each year – ready to be joined at any time. Special designation is given to:

**ePals Ambassador Projects.** Member-created projects that were chosen by a panel of international judges as winning entries in ePals 2010 Teacher Contest. These projects include a project description, a teacher-created video application, and samples of student work.

**Teacher Spotlight Projects.** These projects have been recognized by ePals as exemplary projects that are easy to replicate. They have been highlighted on the ePals website. They all include a project description, samples of student work. Many also include downloadable handouts, rubrics, worksheets.



# Projects in Teacher Forums



Learning Objective: To introduce Teacher Forums as a way to find a new project to join

## Search Teacher Forums

- ✓ New project ideas posted daily
- ✓ Even if teacher has a partner, contact her for details
- ✓ Search for older projects and duplicate

Grade 9 students reading The Diary of Anne Frank, To Kill A Mockingbird...
Latest post by karen J , 07-28-2010 6:38 PM
Interested in blogging about "The Chosen," "Things..."
Latest post by Kevin E , 07-28-2010 1:57 PM
Animal Farm
Latest post by Kevin E , 07-28-2010 12:52 PM
Three Cups of Tea Young Reader Edition (middle school)
Latest post by Sarah M , 07-27-2010 3:24 PM
Three Cups of Tea Collaboration?
Latest post by brian w , 07-20-2010 2:59 AM
Boy: Tales from Childhood by Roald Dahl
Latest post by Heather L , 07-19-2010 11:19 PM

Still looking for the right project? Don't forget to look at the Teacher Forums. New projects are added daily.

Even if a teacher has found a partner for her project, you might still want to implement that project on your own, with another partner. Take a look at the teacher's forum posting. There are often more teachers responding than can be used. See if you can find another partner among the most recent ones who posted on the forum.

Remember to contact the teacher who originated the project. In most cases, you'll find that the teacher is willing to share her project notes and handouts.



## Review



Learning Objective: To find great collaborative projects and activities on the ePals site

### This tutorial:

- Introduced you to the ePals Projects and Activities Directory
- Showed other areas to find projects on ePals

### Next Step: How to Upload Your Digital Projects to ePals Community Library

- Learn how to upload your digital projects to the Community Library
- Understand the proper place for different projects
- Understand ePals' publication policies

After you have participated in a project, you may want to create your own....and then share it with the ePals community! We'll show how to do that in the next tutorial.